

SIZES & PRICING

TYPE	FEET	METRE	PRICE
A	10 x 26	3 x 8	\$205
B	8 x 26	2.4 x 8	\$180
C	12 x 26	3.5 x 8	\$235
D	20 x 10	6 x 3	\$150
E	15 x 10	4.5 x 3	\$130
F	10 x 10	3 x 3	\$105
G	30 x 13	9 x 4	\$305
H	39 x 10	12 x 3	\$300
I	30 x 10	9 x 3	\$265
J	5 x 10	1.5 x 3	\$70
K	8 x 30	2.5 x 9	\$200
L	39 x 49	12 x 15	\$920

BOND

TYPE A - K	\$160 payable
TYPE L	\$500 payable

+ \$40 Establishment Fee per unit (non refundable)

- 7am to 6pm / 7 days

- Short or long term rental available

- Fees are due on a monthly basis in advance

- Ensure you enter the facility in a car to initiate the auto gate when exiting

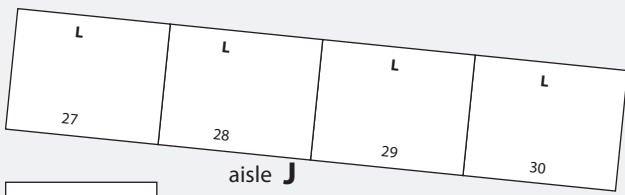
- Follow traffic directions on site

- Goods are stored at your own risk, contact your own insurer to arrange cover on your contents

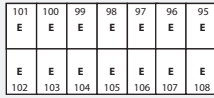

- 7 days notice required to vacate

94A	C
94	C
93	C
92	C
91	C
90	C
89	C
88	C
87	C
86	C
85	C
84	C
83	C
82	C
81	C
80	C
79	A
78	A
77	A
76	A
75	A
74	A
73	A
72	A
71	A
70	A
69	A
68	A
67	A
66	A
65	A
64	A
63	A
62	A
61	A
60	A
59	A
58	A
57	A
56	A
55	A
54	A
53	A
52	A
51	A
49	A
48	B
47	B
46	B
45	B
44	B
43	B
42	B
41	B
40	B
39	B
38	C
37	C
36	C
35	C
34	C
33	C
32	C
31	C

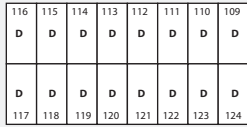
ONE WAY TRAFFIC



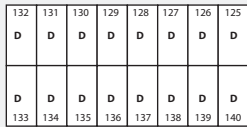
aisle J



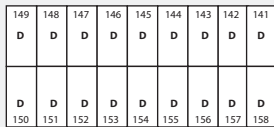
aisle I



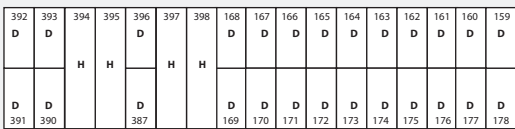
aisle H



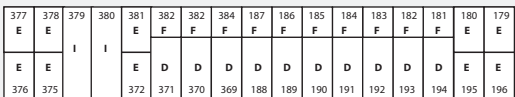
aisle G



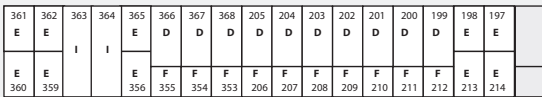
aisle F



aisle E

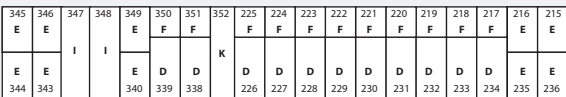


aisle D

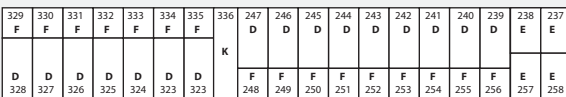


aisle C

WIDER ACCESS LANE



aisle B



aisle A

